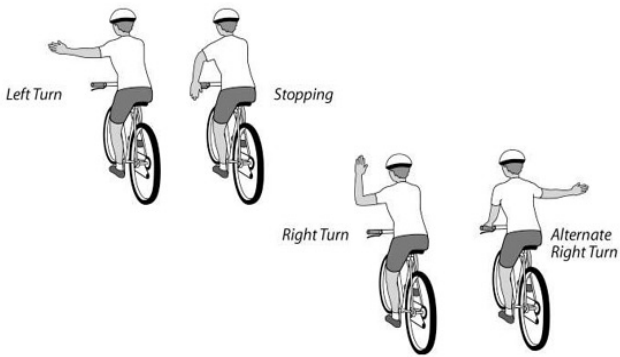


Turn Safely, Use Signals



Resources

City of Stamford Street Smart Initiative
stamfordct.gov/stamford-street-smart

Stamford Downtown Biking
stamford-downtown.com/getting-around/biking

People Friendly Stamford
peoplestamford.org

BikeWalkCT
bikewalkct.org

ConnDOT Share the Road
sharetheroadct.org

CT Bike and Pedestrian Advisory Board
ctbikepedboard.org

CT Safe Routes to Schools
walkitbikeitct.org

The League of American Bicyclists
bikeleague.org/ridesmart



SHARE



THE



ROAD



FOR STREET SAFETY



Stamford's Bicycle Network

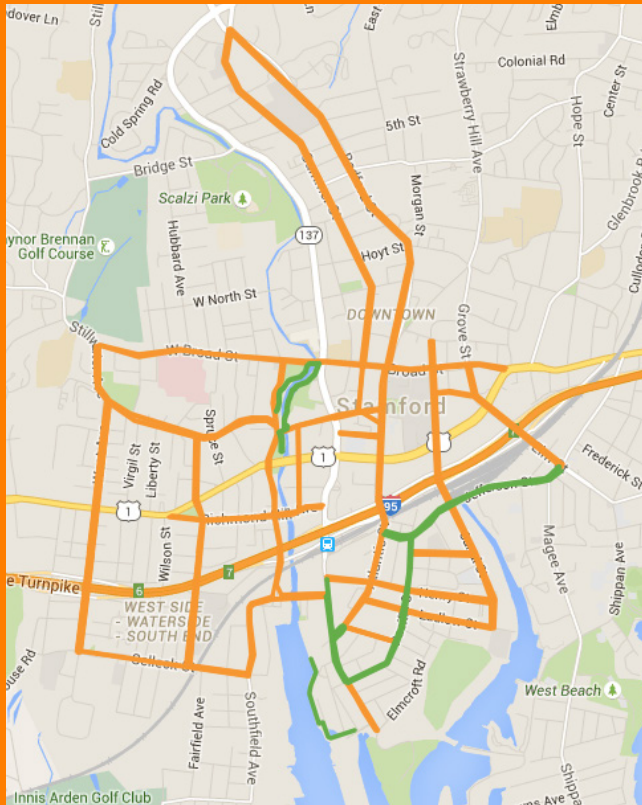
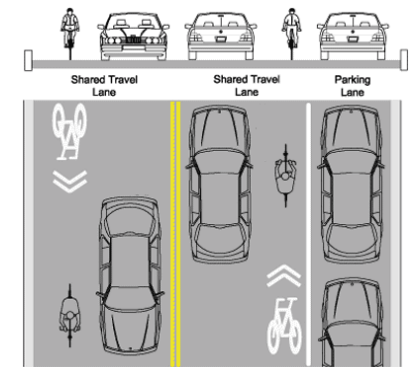
Sharrow is short-form for “shared lane bicycle marking”. This pavement sign is used to remind motorists that bicyclists are permitted on the roadway, and may use the full lane if needed. In CT, cars must give bicyclists at least 3 feet of passing distance.



Bike Safety



Driver Safety



The bicycle network includes existing sharrows in orange and bike lanes in green, and will be updated to include all bicycle connections in the future.

- Obey all stop signs and traffic lights.
- Ride with traffic and signal all turns.
- Be visible, predictable and use lights at night.
- Look back before you change lanes or turn.
- You may turn left the same as any vehicle by moving into the left side of the travel lane (or left turn lane) or cross like a pedestrian by dismounting and walking across crosswalks.
- If you approach an intersection with a right turn lane and intend to continue straight, ride with through traffic.
- When a road is too narrow for cars and bikes to ride side by side, bicyclists can “take the lane,” or ride in the center of the lane.
- Scan the road 100 feet ahead for hazards.
- Maintain and inspect your equipment.
- Always wear a helmet and make sure it fits

- Reduce your speed and give at least 3 feet of space when passing bicyclists.
- Don’t blast your horn at bicyclists.
- Don’t pass bicyclists if you will be making a right turn immediately afterward.
- When turning left at an intersection, cars must yield to oncoming bicyclists.
- Look for bicyclists before parking or opening your car door.
- When a road is too narrow for cars and bikes to ride side by side, bicyclists can “take the lane,” or ride in the center of the lane.
- Recognize situations or obstacles that could be hazardous to cyclists such as potholes or debris, and give bicyclists adequate space.
- Expect the unexpected and always take the safest approach when children on bicycles are in the roadway.